

**Before use**

**VS**

**After use**



Original car without CarPlay

Trouble updating navigation

Low speech recognition

App download not supported

Adding a dashboard screen for CarPlay



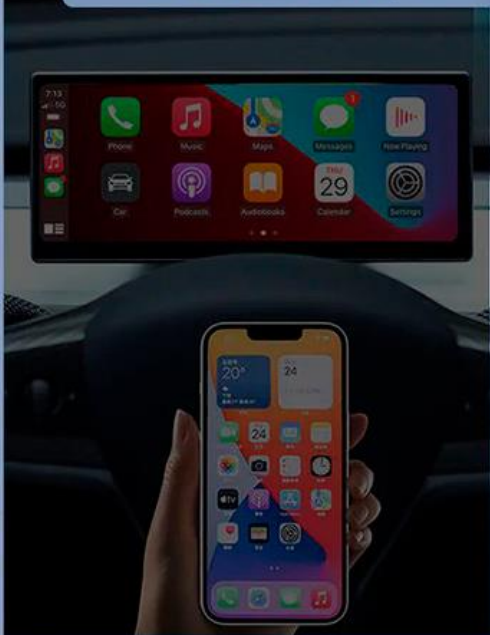
Original CarPlay support

Update real-time map data

Siri accurate speech recognition

You can download the app

CarPlay is instantly available on the original screen



# Stable 2,4G+5.0G WiFi data transmission

Fast transfer speed, smooth and stable operation



Fast Processing



Vehicle ChipLane Level



Smooth running



CarlinKit.ru

## Supports all Tesla models



Adapted for  
**Tesla  
Model Y**



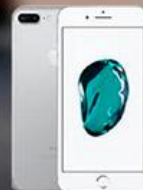
Adapted for  
**Tesla  
Model S**



Adapted for  
**Tesla  
Model 3**



Adapted for  
**Tesla  
Model X**



**Mobile Phone Adaptation:  
iPhone 6 and above, iOS 10  
and above**

Carlinkit.RU

# Keep the Car Machine Online (connected to the network status)

Plug-and-play and does not affect the functionality of  
Tesla's original system

The reason the product uses 4G/cellular network access is to ensure the car is connected online. (Tesla cars are internet dependent while driving, if you skip Tesla's internet detection and leave the car offline this will affect driving safety, so please choose this type of product carefully.)



## For Tesla Wireless CarPlay

Plug-and-play and does not affect the functionality of Tesla's original system



## Bluetooth Method (Without SIM Card)

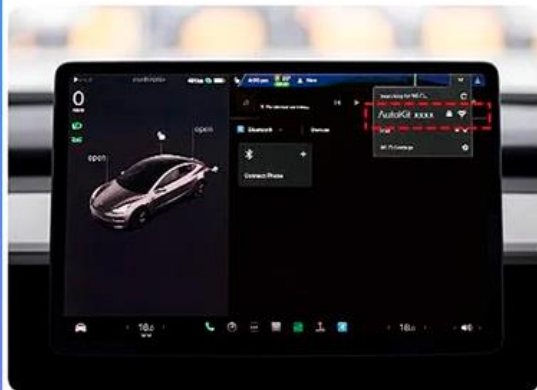
- ▶ ① Plug the device then turn on hotspot on iPhone



- ▶ ② Search Bluetooth 'Autokit-xxxx' on iPhone and connect



- ▶ ③ Search WiFi 'Autokit-xxxx' on the car, password '88888888', then connect



- ▶ ④ Input '[tespush.com](https://tespush.com)' in the car browser then Go to CarPlay



**Listen to music****Siri Voice assistant****Map navigation****Split screen function****Touch screen control**

# For Tesla Model3/Y/S/X

CarPlay Android Auto

2.4Ghz~5.8Ghz

Auto Connect

OTA Upgrade

