






### Packing List:

Packing Box\* 1, Product \*1, Data cable \*2,  
HD Adapter \*1, Product Manual \*1, Card Pin \*1

## Product Parameters

<b>Product name:</b>	Tbox UHD
<b>System:</b>	Full Android System
<b>CPU:</b>	Qualcomm's SDM660, 4xKryo Gold 2.2GHz + 4xKryo Silver 1.8GHz
<b>Memory:</b>	8GB LPDDR4 RAM+128GB UFS ROM
<b>Power Input:</b>	5V±0.2V --- 2A
<b>Bluetooth Version:</b>	5.0 BR/EDR/BLE
<b>Product Size:</b>	90x84.9x17.1mm





# Introduction to the interface

---



- **CarPlay**
- **Android Auto**

Switching operating modes: Insert the Ejection Pin and press for about 2-3s. Switch CarPlay (default) or Android Auto mode to work.



## SIM card Slot

Plug SIM Card get 4G/3G/2G Network



## Type-C port

Type-C Data Cable



## TF card Slot

(Maximum expansion) to 512GB



## HDMI port

HD Audio/Video Output



## USB port

Insert devices such as mice and USB drives

# Android 13 TV Box UHD

Support Netflix / YouTube

Qualcomm SDM660



HD Output



Built-in GPS



WiFi 4G LTE

3 in 1 System

Wireless CarPlay Android Auto



Qualcomm  
SDM660



13.0



Carlinkit.RU

# Android 13 System



**Qualcomm SDM660**



**App split screen**



**8GB+128GB**



**HD Output**



**Built-in GPS**



**WiFi 4G LTE**



**5.0 BLE**



# Support for downloading favorite apps from the Google Play store





# Upgrade Android 13 AI Box

Wireless Android Auto / Wireless CarPlay



4GB+64GB 8+128GB

Qualcomm SDM660

App split screen

HD Output

Support Google Play store



# Android CarPlay Ai Box

4GB+64GB 8+128GB

Built-in GPS

Dual channel switching

WiFi 4G LTE

Qualcomm SDM660

HD Output

**FOTA  
upgrade**

HDMI port

USB port

# Newly upgraded HD output

---

You can connect the HD display in your car,  
and you can also split the screen to enjoy HD video anytime  
and anywhere



## EAU Version



Other countries in Europe/Middle East/Asia/Oceania/Africa

<b>4G LTE Band:</b>	<b>B1/2/3/4/5/7/8/20/28/38/40/41</b>
<b>3G WCDMA:</b>	<b>B1/2/3/5/8</b>
<b>2G GSM/EDGE:</b>	<b>850/900/1800/1900MHz</b>

**Qualcomm  
SDM660**

**Android 13.0**

**Built-in GPS**

**HD Output**

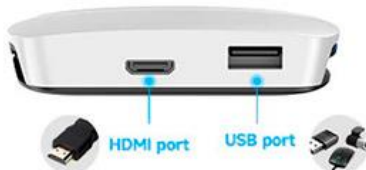
**App split screen**

**FOTA Upgrade**

**Android 13.0**

**Wireless CarPlay**

**Wireless Android Auto**



- **CarPlay**
- **Android Auto**

Switching operating modes: Insert the Ejection Pin and press for about 2-3s. Switch CarPlay (default) or Android Auto mode to work.



Packing Box \*1, Product \*1, Data cable \*2, HD Adapter \*1, Product Manual \*1, Card Pin \*1



# Wireless CarPlay & Wireless Android Auto

Get rid of the trouble of wired connection,  
Wireless automatic connection Wireless CarPlay



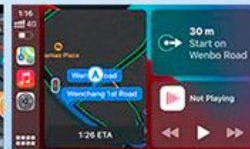
HDMI Output



Online music



Navigation maps



Split screen

# You get the following features



Wireless CarPlay



Wireless Android Auto



Support YouTube



Support Netflix



App split screen



Built-in GPS



HD output

